

Vi-ON

Transform any 3.5" internal hard drive into a high-speed and mobile storage device.

User's Manual



User's Manual

Table of Content

Part I – Introduction

1.1 Overview-----	P1
1.2 Component Check-----	P1
1.3 Features-----	P2
1.4 Technical Specification -----	P2
1.5 System Requirement -----	P3

Part II – Installation

2.1 SATA Hard Drive Installation -----	P4
2.2 Connecting VI-ON -----	P7
2.3 Troubleshooting -----	P7

1. Introduction

1.1 Overview

VI-ON external hard drive enclosure is the world's first external enclosure with embedded hard drive suspension system and Active SMART Cooling System that utilizes an auto temperature sensing fan that reacts to hard drive temperature changes in real-time for utmost quiet and efficient heat dissipation.

While most users do not realize, hard drives are capable of producing a fair amount of vibration when hard drive internal disks, up to 4 disks depending on drive's model or size, are at their maximum rotational speed. That is exactly why Thermaltake engineers designed-in the world's first hard disk drive suspension system to minimize those vibration noises.

VI-ON's outer design played an equally important part of the development process. With huge amount of digital data that are available today in our every day life, storing them has been made very simple thanks to continuing price drop in larger capacity hard drives. However, storing hard drive itself has not really improved much until now. VI-ON's unique tilted structural design along with eccentric metal mesh makes it visually pleasing to be placed almost anywhere. Removable base unit can be detached for effortless transportation. After all, it is an external mobile enclosure.

1.2 Component Check

Before you start, make sure the following parts are included within the package. Should there be missing part(s), please return the product to where the product was purchased.

1.3 Features

- Active SMART Cooling System incorporates an auto temperature sensing fan that reacts to hard drive temperature change in real-time for utmost efficient thermal management.
- Hard Drive Suspension system minimizes hard drive vibration to eliminate operating noise.
- All around metal mesh opening provide unobstructed airflow intake ensuring proper cooling.
- Stable detachable base unit allows for easy transportation and mobility when needed.
- Elegant glossy white / black finish.
- Supports SATA to Hi-Speed USB 2.0 interface.

1.4 Technical Specification

P/N	ST0009U / ST0011U
Plug & Play supported	3.5" SATA Hard Disk Drive
Capacity Supported	Up to 1 TB (1,000 GB)
Interface	SATA to Hi-Speed USB
Dimension LxWxH	255mm x 70mm x 205mm / 10.04" x 2.76" x 8.07"
Compatible System	Windows XP, Vista & Mac OS 9.04+
Material	Steel & Plastic
SATA compatibility	SATA / SATA II
Transfer rate	Up to 480Mbps with USB 2.0
Fan	Dimension: 40mm x 40mm x 10mm Rated Current: 0.06Amp(Max) Power Consumption: 0.76W Rated Speed: 1000 RPM ~ 4800 RPM Rated Voltage: 12 VDC Noise: 27 dBA @ Max

1.5 System Requirement

Operating Systems supported by VI-ON 3.5" includes Windows XP / Windows Vista / Mac OS 9.04+.

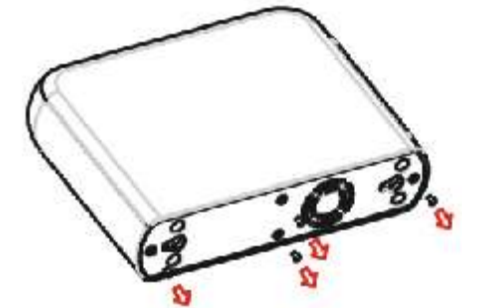
2. Instruction

2.1 SATA Hard Drive Installation

1. Push the main unit towards the front to release lock.



2. Place the unit on its side with VI-ON logo facing up. Remove four screws underneath the unit.



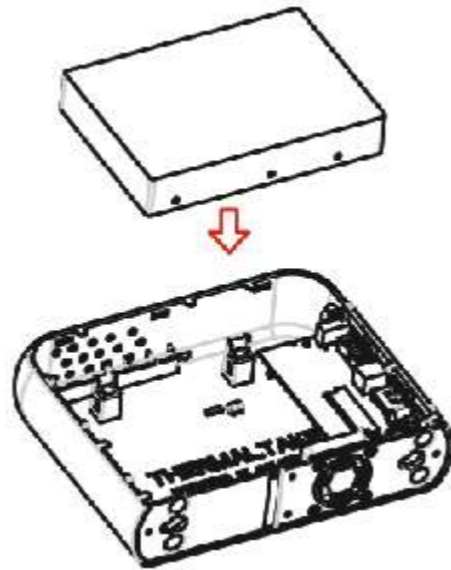
3. Remove the metal securing plate.



4. Push side panel towards bottom of the unit to release..

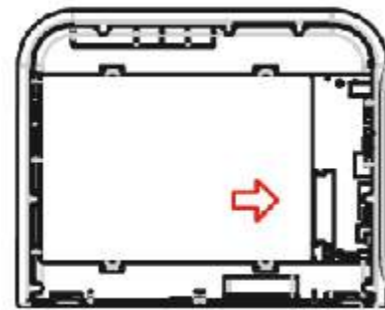


5. Place hard drive into the body.
There are no tools required as hard drive will sit on top of the hard drive suspension system.



6. Push hard drive towards the SATA PCB board to connect.

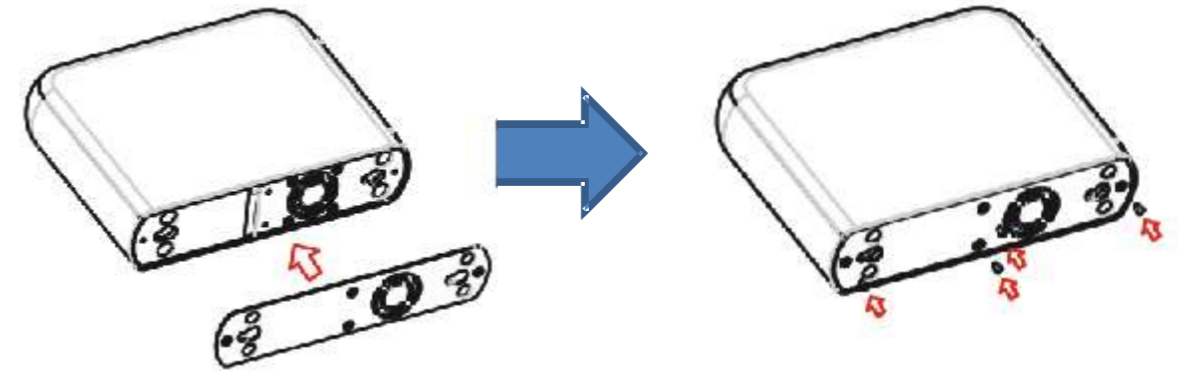
*Note: Make sure the hard drive is connected securely to the SATA connector. Top panel may not close correctly if hard drive is not connected securely.



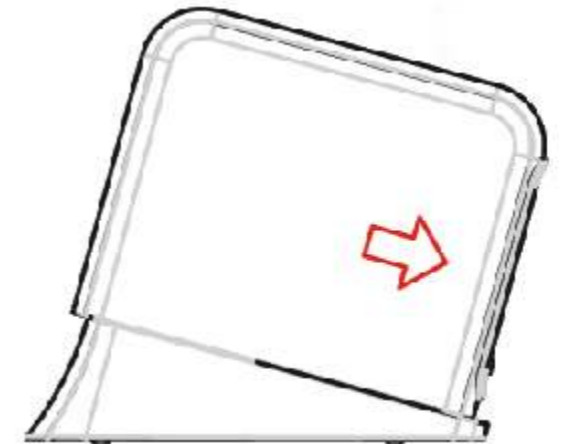
7. Place side panel over the body and push upward to secure.



8. Place metal security plate back onto the bottom of the main unit.
And secure 4 screws.



9. Place assembled main unit onto the base unit and push towards the back to secure.



Optional:

Package also includes 4 additional rubber feet to ensure proper air exhaust should the unit is to be used without the base unit.

